

# 3<sup>rd</sup> MEDITERRANEAN FORUM

FOR PHD STUDENTS AND YOUNG RESEARCHERS

Understanding Mediterranean Agriculture Food Systems and their Supply Chain Actors Under Local, Regional and Global Uncertainty



JULY 6-7 2021



CIHEAM  
MONTPELLIER

MedForum  
2021  
CIHEAM

## PANORAMA OF THE APPLE SECTOR IN LEBANON: STRUCTURE AND CONSTRAINTS

Hala ABDALLAH\*, Selma Tozanli \*\*, Fatima EL Hadad Gauthier \*\*\*,  
Salem Darwich\*\*\*\*

1 Hala Abdallah SupAgro/MOISA.

2 Selma Tozanli Former Researcher at CIHEAM-IAMM

3 Fatima El Hadad Gauthier Mediterranean Agronomic Institute of Montpellier (CIHEAM-IAMM) Montpellier France

3 Salem Darwich Faculty of Agronomy, Lebanese University

\* Speaker: Hala Abdallah, email: [abdallahhala@gmail.com](mailto:abdallahhala@gmail.com)

# INTRODUCTION


## WORLD CONTEXT ON THE COUNTRY COMPETITIVITY OF APPLE TRADE

Table : Worldwide country positioning

Ranking	World Top country Producers	Share in world Production (%) 2011-2014	Ranking	Top Country Exporters	Share in world exports (%) 2011-2013	Ranking	Top Country importers	Share in world imports (%) 2011-2013
1	China	48,4	1	China	11,2	1	Russian Federation (1992)	14,2
2	USA	3,6	2	Italy	9,5	2	Germany	7,3
3	Poland	3,5	3	Poland	9,5	3	United kingdom	5,3
4	Turkiah	3,5	4	USA	9,2	4	Netherlands	3,6
5	India	3,0	5	Chili	8,5	5	China	3,7
6	Italy	2,8	6	France	6,7	6	Mexico	2,7
7	France	2,2	7	South Africa	4,3	7	Spain	2,7
8	Iran	2,1	8	New-Zeland	3,2	8	France	2,2
9	Russian Federation	2,0	9	Netherland s	3,2	9	USA	2,0
10	Chile	1,8	10	Belgium (2000-2013)	2,3	10	Canada	2,4
47	Lebanon	0,1	20	Lebanon	0,8			

Source:  
http://www.fao.org, 2018;  
UN Trade map, 2018

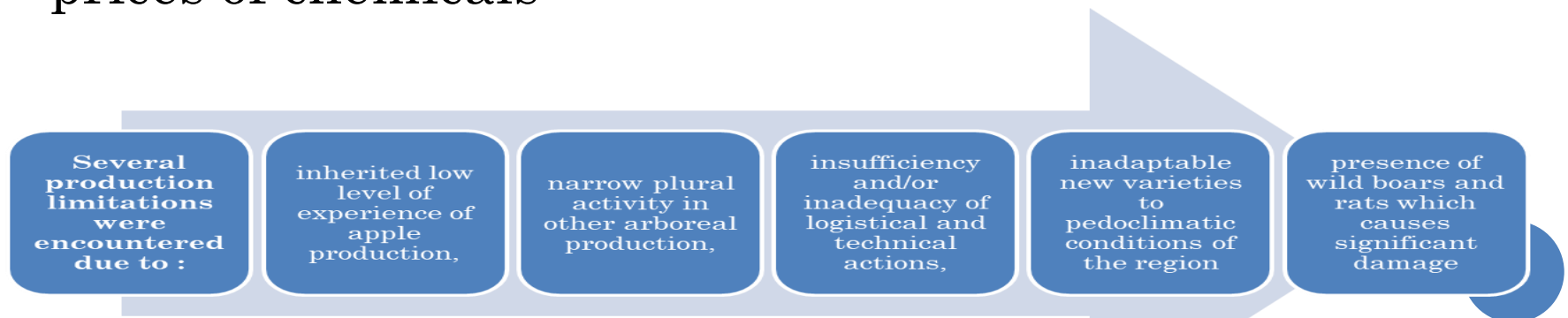
## MATERIALS AND METHODS/CONTEXT AND STRUCTURE

- 
- The combination of these two tools was completed by "snowball effect."
  - Our sample was constructed on the basis of 3 classes, based on farm sizes (<1ha; 1ha <between <4.5 ha;> 4.5 ha), covering around 10.96% of the total area of apple holdings in Mount Lebanon.

## RESULTS (1/4) AND DISCUSSION

### The technical conditions at the Production level

- The cultivation system is traditional
- The difficulty in the farmer's conviction to adopt and adapt to MoA technical itinerary (GAP, IP...).
- The use of inputs by the small farmers are negatively impacted by the high cost of working force and the high prices of chemicals

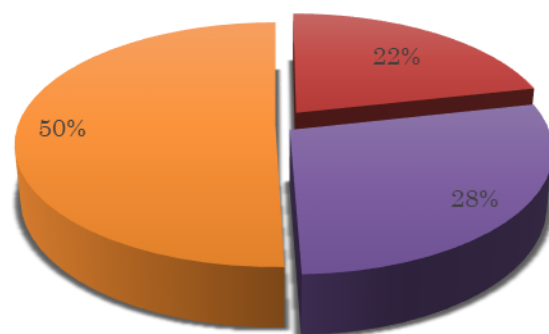




## RESULTS (2/4)

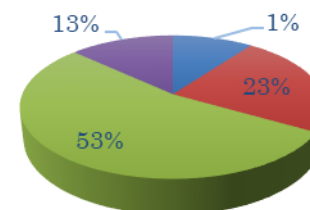
### STATUS OF APPLE FARMERS

Age distribution of farmers



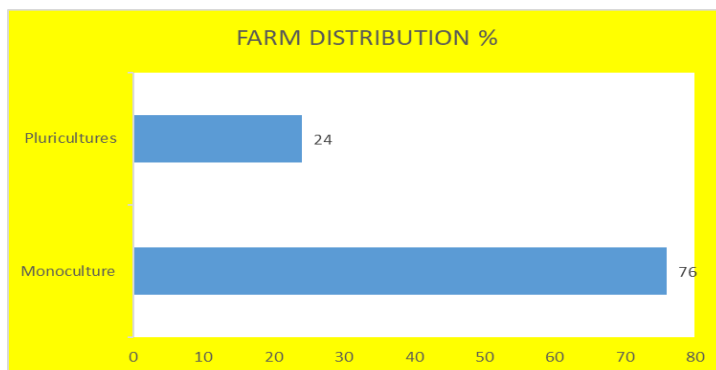
■ >67 ■ 26-46 Ans ■ 47-67 Ans

Type of cooperation and adherence



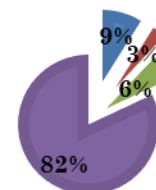
■ Organisation (CCIA, Association, Syndicate Interprofession)  
■ Coopérative  
■ Independent producer  
■ No answer

FARM DISTRIBUTION %



MODE OF FARM ACQUISITION

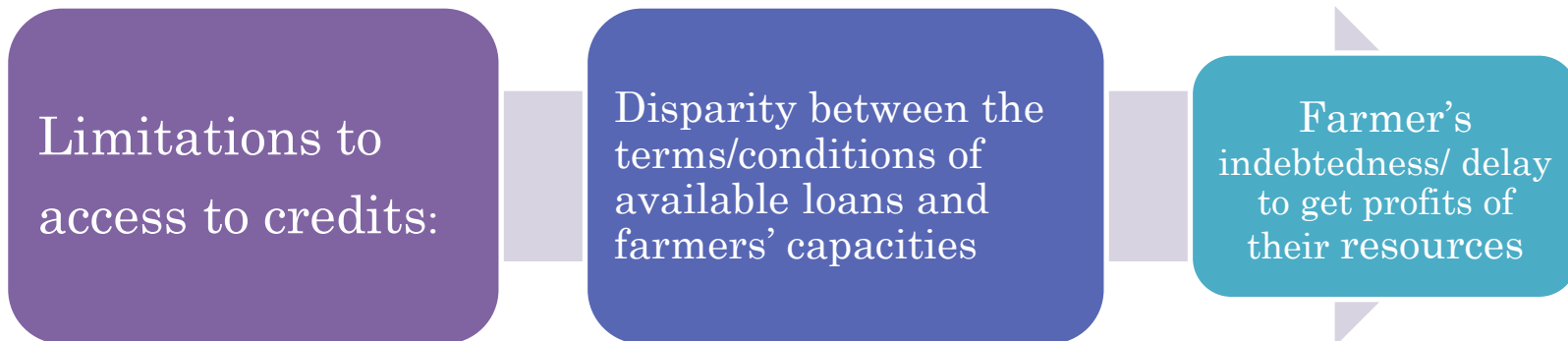
■ Purchase ■ Investment ■ Lease ■ Family Takeover



## RESULTS 3/4

### INVESTMENTS AND FINANCING STATUS

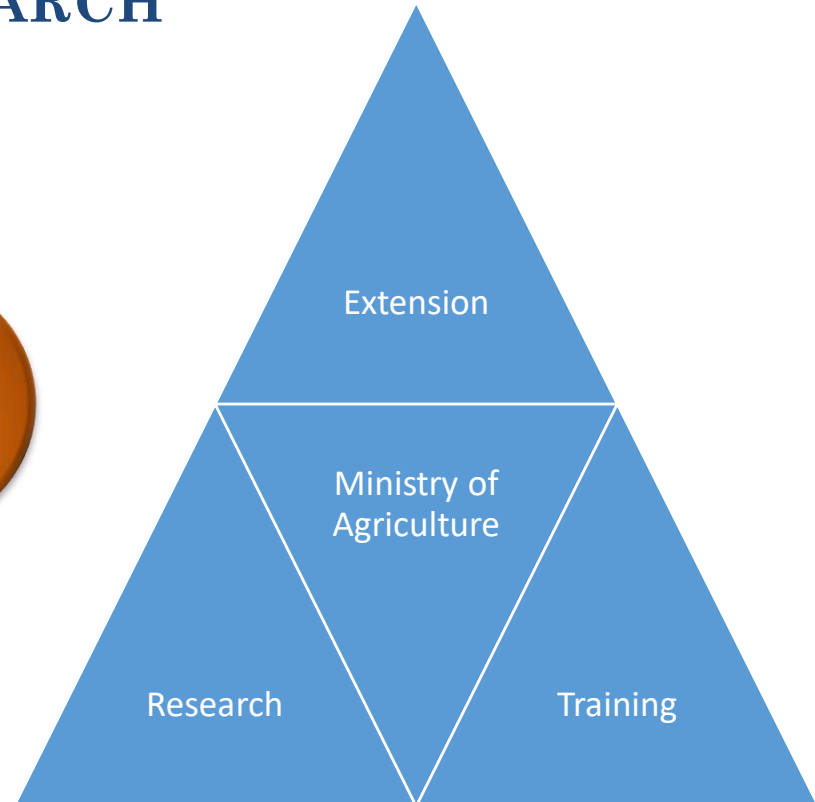
- The share of family labor in the total permanent workforce is around 50% for all farm sizes.
- Investments in production and farm equipments are generally rudimentary at the farm. The majority of the farmers surveyed opted for 100% self-financing.



## RESULTS 4/4

# LIMITATIONS OF EXTENSION, TRAINING AND RESEARCH

Agricultural research is not applied in the extension process, with the exception of subject remedies against apple diseases





# PROPOSED RECOMMENDATIONS AND CONCLUSION

- Proposed Recommendations: To foster the emergence of cooperatives and or the coordination of all actors in a cluster /promote Company Networks/ Solve the problem of access to credits
- The main constraints of the apple value chain structure can be resumed in two main headings: structural constraints arising from investment and financing problems and institutional constraints
- The analysis was limited to only one region and one crop of the country with little influence from the international policies.
- our work opens up three promising research perspectives:
  1. To respond to the government's policy of adopting sustainable development for the coming years.
  2. To analyse the articulations between the different actors as an “industrial organization” analysis of the sector.
  3. To foster the effects of niche markets; biological production, and exports