



## **MED-Amin Bulletin 2026 – 2**

Winter crops outlook at 10 May 2026

### **Stable spring conditions support yield potential across the region**

Apart from some regional disparities related to dry spring conditions (France, Spain) or the impacts of winter flooding (Portugal, Albania), crop conditions remain favourable across MED-Amin countries. Yield outlook is expected to be close to or above the five-year average in most countries, with an exceptionally campaign increasingly confirmed across the Maghreb.

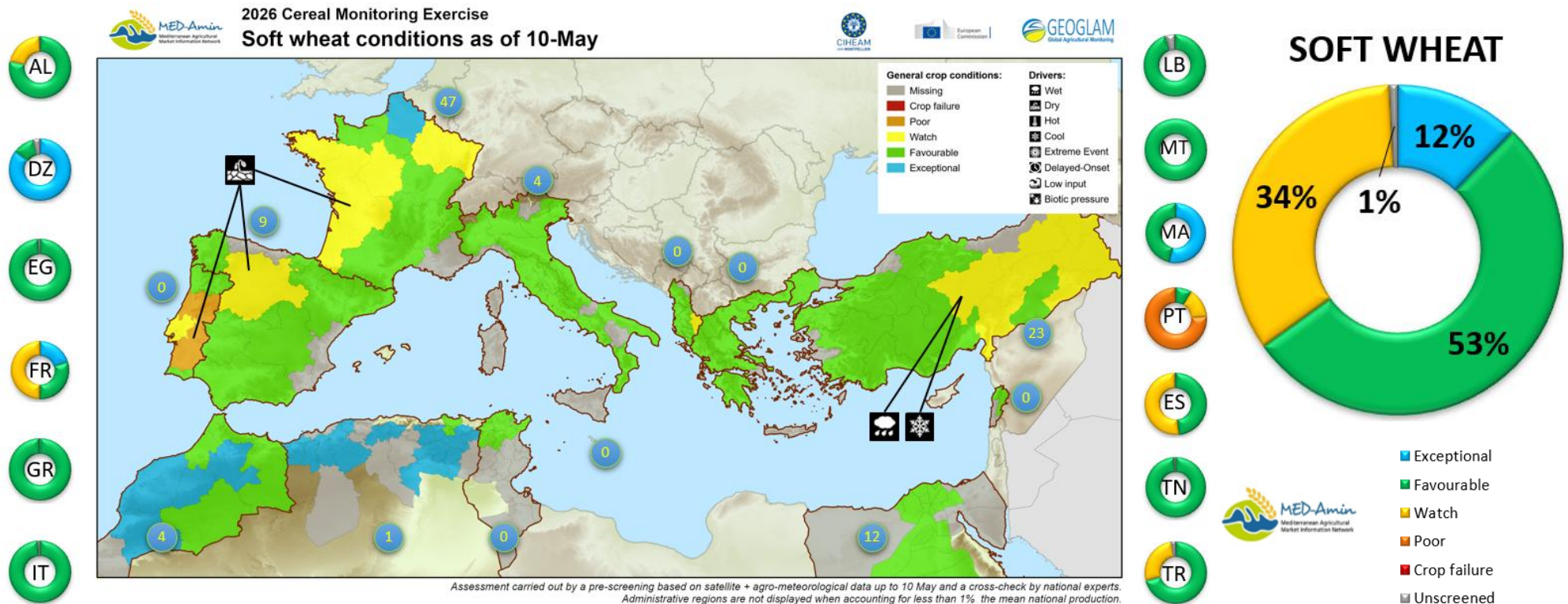
# 1. Crop outlook

## Soft Wheat

Despite only 65% of areas being in “favourable” or better conditions, the outlook remains positive across MED-Amin countries. Indeed, a significant share of the area (12%) is now assessed in “exceptional” conditions, particularly in northern **France** (FR, 47% of MED-Amin production) and in western and central parts of **Morocco** and in **Algeria**. A substantial proportion of cropland remains under “watch” due to dry conditions in **France** and northern **Spain** (ES, 9% of MED-Amin production), or cold and wet conditions in central and southeastern **Türkiye** (TR, 23% of MED-Amin production);

however, these constraints are not expected to significantly affect final national yields in most cases. **Portugal** remains the main exception, where April dry conditions have not allowed crops to recover from a challenging start to the season. Elsewhere, favourable growing conditions continue to support soft wheat development across most of the region.

Please see the National Highlights section of this bulletin.

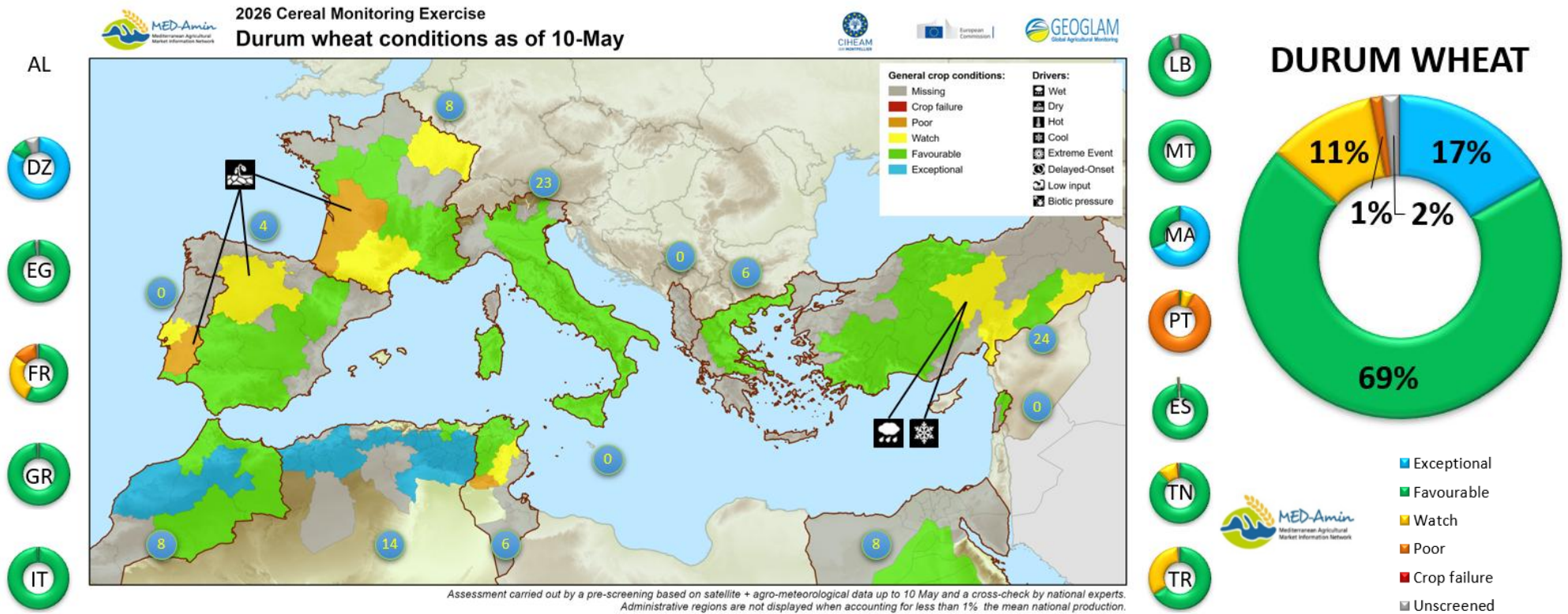


## Durum Wheat

Durum wheat is a typical Mediterranean crop, with MED-Amin countries accounting for nearly half of global production. The excellent outlook is being confirmed, with 86% of areas in “favourable” or better conditions, including 17% now assessed in “exceptional” conditions, particularly in **Morocco** (MA, 7% of MED-Amin production) and **Algeria** (DZ, 14% of MED-Amin production). Only 12% of areas are under “watch” or worse condition (including 1% assessed as “poor”), notably in central and southeastern **Türkiye** and

southwestern **France** (accounting for 24% and 8% of MED-Amin production respectively). Elsewhere, conditions remain favourable across nearly all producing regions, including **Italy, Egypt, Tunisia, Greece** (which account for 23%, 8%, 6% and 6% of MED-Amin production, respectively), as well as in **Lebanon** although uncertainties persist due to the geopolitical situation.

Please see the National Highlights section of this bulletin.

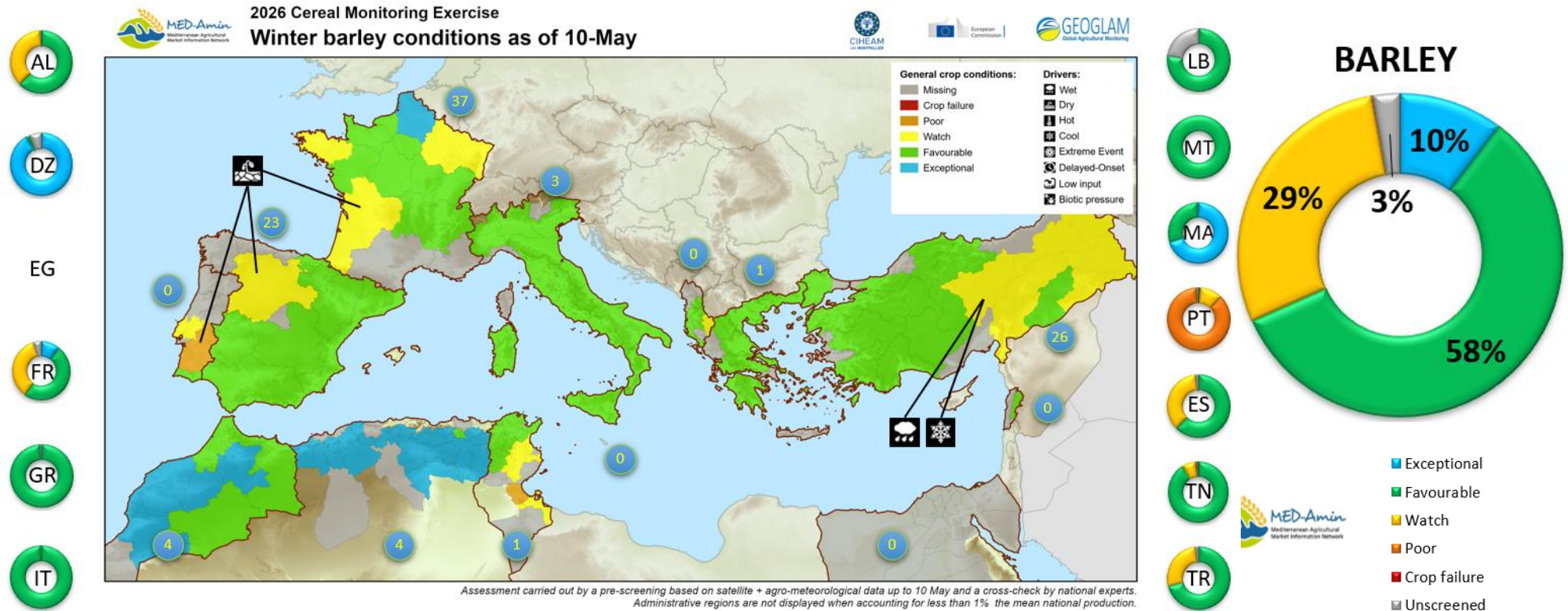


## Barley

Barley conditions are broadly similar to those of soft wheat, with 68% of areas in “favourable” or better conditions, including 10% now classified in “exceptional” conditions. As for wheat, a substantial share of the area remains under “watch” due to contrasting weather conditions in some key producing regions of **France**, **Türkiye** and **Spain**, the three largest producers in the regions (accounting for 37%, 26% and 23% of MED-Amin production,

respectively). Favourable agrometeorological conditions have supported crop development in the Maghreb countries (which together represent 9% of MED-Amin production).

Please see the National Highlights section of this bulletin.



## 2. National Highlights

---

### **Albania** - Positive outlook under stable growing conditions - Favourable

Agrometeorological conditions were generally favourable and stable throughout the reviewed period. Soil moisture availability was adequate, and no significant extreme weather events, pest outbreaks or disease pressures were reported. Slightly above-average temperatures in late April accelerated crop development.

Despite favourable spring conditions, production is expected to be lower in *Korçë*, relative to the sown area due to flooding in January. Nevertheless, crop conditions remain satisfactory overall and the national production outlook is positive, although yields are expected to be slightly lower than last year. Phenological development ranges from normal to slightly advanced compared with average. Barley is generally more advanced than soft wheat and, as of 10 May, soft wheat was predominantly at heading to flowering stages across the main production areas.

### **Algeria** - Excellent outlook supported by favourable agrometeorological conditions across the country - Exceptional

Winter cereal conditions remain very favourable to excellent following abundant winter rainfall and generally near-average precipitation during the reviewed period. Conditions are slightly less favourable in some eastern wilayas (*Constantine, Skikda*). Nevertheless, crop performance in these regions remains well above the medium-term average according to satellite indicators. Water levels in dams and reservoirs are close to full capacity, supporting irrigation water availability. Satellite indicators show biomass accumulation levels well above the medium-term average nationwide, supporting a very strong yield and production outlook.

Phenological development is progressing normally overall, although slight delays may occur in some northern and mountainous areas following colder periods. Harvesting operations have already started in southern regions (in *Khenchela* for example).

### **Egypt** - Stable and favourable outlook supported by irrigation and expanded wheat areas - Favourable

Agrometeorological conditions remain generally favourable and close to average, supported by stable irrigation supplies and the absence of significant climatic or biotic stresses. In particular, conditions were favourable in the main wheat-producing governorates of the Nile Delta (*Sharkia, Dakahlia, Kafr El Sheikh, Behera*) and northern Upper Egypt (*Menia, Beni Suef*) with moderate temperatures throughout the season. More variable conditions have affected rainfed barley areas (*Matruh, parts of North Sinai*) reflecting greater dependence on local rainfall distribution.

National production prospects are positive and stable, largely thanks to irrigation. Wheat production could exceed 9.8 million tonnes, supported by an increase in cultivated areas, government procurement incentives and the distribution of certified high-yield seed varieties. Additional investments in grain storage and logistic infrastructure are also expected to contribute to lower post-harvest losses.

As of 10 May, winter cereals are progressing from ripening to maturity stages across the main production areas. In Lower Egypt (*Sharkia, Dakahlia, Behera, Kafr El Sheikh*), wheat reached maturity and harvesting activities had already started. Further south (*Menia, Beni Suef, Assiut, Sohag*), crops are slightly delayed following cooler temperatures in April and rainfall events in late March, although no significant impact on final yields is expected. Cereals in

these regions ranged from late grain-filling to ripening stages, with harvesting beginning in some early-sown areas. In Upper Egypt (*Aswan, Luxor, Qena*), harvesting operations started from April onwards, due to warmer conditions.

### France - Favourable national outlook amid pronounced regional contrasts - Favourable

Dry and warm weather during April, particularly in western regions, led to widespread soil moisture deficits and water stress. Rainfall in May partially replenished soil moisture. However, water availability continues to decline across much of the country. Potential reductions in late nitrogen applications have also been reported, while disease pressure remained low up to 10 May. The impact of recent rainfall on disease development remains to be monitored.

Soft wheat and winter barley conditions are particularly favourable in the main producing regions of northern France. In *Hauts-de-France*, up to 99% of the area was in good to very good condition as of 4 May. Conditions are more mixed in the south-west, where crops were more exposed to moisture stress. In *Nouvelle-Aquitaine*, only 59% of soft wheat and 60% of winter barley areas were in good to very good condition. Nevertheless, crop conditions are still above those observed during the previous two seasons and slightly above the five-year average overall. By contrast, durum wheat conditions are less favourable, reflecting more mixed conditions in the main producing regions (*Centre-Val de Loire, Occitanie*). In particular, poor conditions are reported in *Nouvelle-Aquitaine*, where only 36% of the area was in good to very good condition as of 4 May. Overall, durum wheat conditions are below the five-year average.

Despite pronounced regional contrasts and a slight downward revision, the overall outlook remains positive. Phenological development is exceptionally advanced nationwide, with stem elongation and heading occurring earlier than usual. Soft wheat and durum wheat are particularly advanced in the

south-west following the warm and dry conditions experienced in April. Winter barley development is also ahead of normal by 6 to 9 days, with 93% of the area having reached heading by 4 May, compared with 63% at the same date in 2025.

### Greece - Improved spring conditions support positive yield outlook - Favourable

Despite dry conditions in March, adequate and well-distributed rainfall combined with mild temperatures from early April onwards supported crop growth across the country. No significant damage from pests or abiotic stresses was reported.

Favourable conditions and positive yield outlook are observed in the main producing regions, notably *Thessalia, Kentriki Makedonia, and Anatoliki Makedonia and Thrace*, where yields are expected to exceed the medium-term average (up to around 10% in *Kavala* regional unit). Conditions are also very favourable in *Sterea Ellada (Fthiotida)*. In *Dytiki Makedonia*, crop conditions are more heterogeneous (favourable in *Florina* and *Kozani*, below-average with localized plant losses in *Kastoria*) although remaining favourable overall. Overall yield outlook is better than both last year and the five-year average at national scale.

Phenological development is progressing slightly ahead of normal, particularly for barley in *Kentriki Makedonia, Dytiki Makedonia* and *Thessalia*, (up to be 7 to 10 days ahead in *Trikala*). As of 10 May, barley was mainly at grain-filling stages, while durum and soft wheat ranged from flowering to early ripening in the most advanced regions, including *Thessalia, Anatoliki Makedonia and Thrace*, and parts of *Kentriki Makedonia*. In *Dytiki Makedonia*, under more continental climatic conditions, winter cereals generally ranged from heading to flowering stages, with barley locally reaching grain filling with differences between early and late sowings.

## Italy - Positive outlook driven by contrasting regional dynamics - Favourable

Across the western regions and the *Po Valley*, crop conditions remained stable despite a relatively dry spring, which caused only limited and localized water stress before heading, notably in *Lombardia*. Subsequent rainfall largely offset these deficits, supporting biomass accumulation and grain development. Yield expectations are generally in line with average levels and may slightly exceed last year's results in some areas (*Piemonte*). Very good phytosanitary conditions are also reported in *Emilia-Romagna*, where slightly earlier harvest is expected.

In southern Italy (*Sicily, Puglia*), durum wheat conditions remain favourable and close to average. Beneficial and timely spring rainfall improved soil moisture and supported crop development. Although cooler and wetter conditions are expected to slightly delay harvesting operations, no significant impact on yield potential is anticipated.

Consequently, winter cereal conditions are favourable, with no significant agro-meteorological anomalies or phytosanitary issues. Overall outlook is positive at national scale.

## Lebanon - Favourable agrometeorological conditions amid conflict-driven uncertainties - Favourable

The March-May period was characterised by favourable agrometeorological conditions, with near-average temperatures and consequent rainfall, exceeding the medium-term average. As a result, satellite indicators show above-average biomass accumulation in the *Bekaa* valley, the main grain-producing area, supporting a favourable yield outlook.

However, uncertainty remains significant due to the ongoing conflict, particularly in southern regions (*South Lebanon, Nabatieh* and southern parts of the *Bekaa*), making its impact on cereal production difficult to quantify.

## Morocco - Excellent yield outlook maintained- Exceptional

Well-distributed rainfall and cumulative precipitation generally close to the long-term average across the country have supported crop development in most regions, while also contributing to the replenishment of reservoirs (which are currently around 75% of their capacity).

In the western and central regions (*Casablanca-Settat, Marrakech-Safi, Beni Mellal-Khénifra, Fès-Meknès, Souss-Massa*), satellite indicators show record levels of green biomass accumulation, which is now beginning to decline as crops advance towards maturity. In the northern regions (*Rabat-Salé-Kénitra, Tanger-Tétouan-Al Hoceima*) and in the east, biomass accumulation levels remain well above the medium-term average, although they are lower than those observed in the western part of the country. As a result, winter cereal outlook remains very favourable to excellent, with high yields expected.

Crops are now approaching maturity across most production areas.

## Portugal - Sharp productivity declines expected despite partial recovery - Poor

Crop conditions remain unfavourable following a season marked by excessive rainfall during crop establishment and early development, followed by high temperatures and rapid soil drying in spring. Despite an improvement in April and the resumption of vegetative growth in several regions, conditions remained insufficient for crops to recover to average productivity levels, particularly in rainfed systems, late-sown fields, and lighter soils.

Main grain-producing regions therefore continue to face significant challenges. In *Alentejo*, a sharp decline in productivity is estimated for soft wheat (-45%), durum wheat (-40%) and barley (-40%) compared with the five-year average. Weak vegetative growth and some crop failures are reported, particularly for rainfed areas and shallower soils, while irrigated crops are generally developing under normal conditions. In *Lisboa e Vale do*

*Tejo*, prolonged soil waterlogging during the early season led to reduced cultivated areas and plant mortality due to root asphyxia. Current estimates indicate productivity declines of around 10% for wheat and between 10% and 20% for barley compared to the previous season. By contrast, crops established on higher, well-drained soils showed more favourable development. Crops performance was further constrained by strong weed pressure and fungal disease, while high production costs and shortages of key inputs (fertilizers, diesel) limited nutrient applications.

Consequently, the overall outlook is poor. In several southern areas, due to the economic unviability of harvesting, lower-potential crops are expected to be diverted to forage use

Phenological development remains delayed overall, with winter cereals ranging from heading to grain-filling stages.

#### **Spain** - Favourable outlook despite regional concerns - Favourable

Early-season conditions were challenging, with a dry autumn delaying sowings and persistent rainfall constraining fieldwork in several producing areas. This was followed by a notably dry March (particularly in *Castilla y León*) which limited tillering during key development stages and reduced yield potential. Conditions improved significantly from mid-April onwards, with beneficial rainfall across the country supporting heading and grain-filling stage. However, these rains were not sufficient to fully offset the earlier moisture deficit in *Castilla y León*, where recent high temperatures have introduced additional uncertainty regarding final yields. In *Andalucía*, an uneven distribution of spring rainfall, despite improved conditions in May, led to heterogeneous crop development, resulting in uneven maturation and coloration. Localized damage caused by wild rabbit populations was reported in central and north-eastern areas, particularly in *Castilla-La Mancha*. At national scale, crop conditions are generally favourable, supporting yield outlook close to average.

As of 10 May, previous development delays are partially offset by spring rainfall. In southern regions (*Andalucía*), winter cereals are mainly at the grain-filling stages. Further north (*Castilla-La Mancha, Aragón*), crops generally ranged from heading to flowering stages, with grain filling beginning locally. Development remains slightly delayed in *Castilla y León*.

#### **Tunisia** - Positive outlook in the main producing regions - Favourable

In northern governorates (*Béja, Jendouba, Bizerte*), regular and consequent rainfall supported vegetative growth and grain filling. Further south, drier conditions led to more heterogeneous crop conditions, with more moderate performance observed in southern *Siliana* and *Le Kef*. In central governorates (*Kairouan*), below medium-term average rainfall kept rainfed cereal areas under moderate conditions, despite slight improvements following late rainfall events. Crop performance also varied between early and late crops. As of 10 May, winter cereals were generally progressing through the grain-filling stage.

Overall, crop conditions remain favourable at the national scale, although more mixed than in the other Maghreb countries. Around 70% of cereal areas were reported in good conditions, 28% in mixed conditions and only 2% below average. Yield expectations remain positive overall, particularly in the main producing regions such as *Béja* and *Bizerte*.

#### **Türkiye** - Favourable outlook despite cool and wet spring conditions - Favourable

A large part of the country experienced wetter and cooler-than-average spring conditions, particularly in *Southeastern* (*Şanlıurfa, Mardin, Gaziantep*) and *Central Anatolia* (*Konia, Kayseri*). Combined with below-average solar radiation, these conditions resulted in lower biomass accumulation, according to satellite indicators, in parts of *Southeastern Anatolia*. Despite a slight downward revision, the overall outlook remains positive and above the

five-year average, in particular in western (*Aegean, Marmara*) and across *Central Anatolia*

Cool and wet conditions have further delayed crop development, particularly in *Southeastern Anatolia* where winter cereals are mainly at the flowering

stage as of 10 May. In western regions, phenological development is now close to average.

*This synthesis is subject to revision in early June.*

### 3. Quantitative forecasts

Quantitative yield forecasts are being tested for the first time this campaign within MED-Amin network framework (see section 4. *Methodology* for further details). Greece, Spain and Turkey are participating in this trial as pilot countries. As the methodology is still under development, the results should be interpreted with caution.

The forecasts represent the expected crop yield (t/ha) at harvest. They are calculated using weather data and satellite observations from **10 May 2026**. The deviation from the five-year average and the model error are shown in the two right-hand columns. The results for this first bulletin are likely to underestimate yields in regions that have experienced a phenological delay.

#### Greece

##### Soft wheat

| Region   | Forecast (t/ha)             | Diff 5-yrs avg | Share of national production <sup>1</sup> |
|--|-----------------------------|----------------|---|
| <b>Kentriki Makedonia</b><br><i>Central Macedonia</i>                          | <b>2,88</b><br><i>±0,20</i> | -1%            | 45%                                       |
| <b>Anatoliki Makedonia Kai Thraki</b><br><i>Eastern Macedonia &amp; Thrace</i> | <b>3,25</b><br><i>±0,45</i> | -6%            | 21%                                       |
| <b>Dytiki Makedonia</b><br><i>Western Macedonia</i>                            | <b>2,82</b><br><i>±0,26</i> | 2%             | 19%                                       |
| <b>Thessalia</b><br><i>Thessaly</i>  | <b>3,60</b><br><i>±0,46</i> | 18%            | 10%                                       |
| <b>Stereia Ellada</b><br><i>Central Greece</i>                                 | <b>3,76</b><br><i>n/a</i>   | 17%            | 3%  |
| <b>Other regions</b>   |                             |                | 3%  |
| <b>GREECE (whole country)</b>  | <b>3,01</b><br><i>±0,18</i> | -1%            |   |

##### Durum wheat

| Region   | Forecast (t/ha)             | Diff 5-yrs avg | Share of national production |
|--|-----------------------------|----------------|------------------------------|
| <b>Thessalia</b><br><i>Thessaly</i>  | <b>3,68</b><br><i>±0,53</i> | 10%            | 32%                          |
| <b>Kentriki Makedonia</b><br><i>Central Macedonia</i>                          | <b>2,68</b><br><i>±0,20</i> | 2%             | 30%                          |
| <b>Anatoliki Makedonia Kai Thraki</b><br><i>Eastern Macedonia &amp; Thrace</i> | <b>3,05</b><br><i>±0,70</i> | -5%            | 18%                          |
| <b>Stereia Ellada</b><br><i>Central Greece</i>                                 | <b>3,01</b><br><i>±0,40</i> | -6%            | 13%                          |
| <b>Dytiki Makedonia</b><br><i>Western Macedonia</i>                            | <b>2,17</b><br><i>±0,22</i> | -18%           | 6%                           |
| <b>Other regions</b>   |                             |                | 1%                           |
| <b>GREECE (whole country)</b>  | <b>2,99</b><br><i>±0,16</i> | 0%             |                              |

<sup>1</sup> 2021-2024 average

## Winter barley

| Region   | Forecast (t/ha)             | Diff 5-yrs avg | Share of national production |
|--|-----------------------------|----------------|------------------------------|
| <b>Thessalia</b><br><i>Thessaly</i>  | <b>3,32</b><br><i>±0,42</i> | -3%            | 31%                          |
| <b>Kentriki Makedonia</b><br><i>Central Macedonia</i>                          | <b>3,13</b><br><i>±0,16</i> | 0%             | 31%                          |
| <b>Stereia Ellada</b><br><i>Central Greece</i>                                 | <b>3,24</b><br><i>±0,54</i> | -7%            | 14%                          |
| <b>Anatoliki Makedonia Kai Thraki</b><br><i>Eastern Macedonia &amp; Thrace</i> | <b>3,58</b><br><i>±0,41</i> | -2%            | 10%                          |
| <b>Dytiki Makedonia</b><br><i>Western Macedonia</i>                            | <b>3,13</b><br><i>±0,31</i> | 0%             | 10%                          |
| <b>Other regions</b>   |                             |                | 4%                           |
| <b>GREECE (whole country)</b>  | <b>2,93</b><br><i>±0,14</i> | 0%             |                              |

## Spain

## Soft wheat

| Region   | Forecast (t/ha)             | Diff 5-yrs avg | Share of national production <sup>2</sup> |
|--|-----------------------------|----------------|---|
| <b>Castilla y León</b><br><i>Castile and León</i>      | <b>3,48</b><br><i>±0,44</i> | -7%            | 52%                                       |
| <b>Castilla-La Mancha</b><br><i>Castilla–La Mancha</i> | <b>2,82</b><br><i>±0,35</i> | 2%             | 13%                                       |
| <b>Aragón</b><br><i>Aragon</i>                         | <b>2,46</b><br><i>±0,45</i> | -15%           | 9%  |
| <b>Cataluña</b><br><i>Catalonia</i>                    | <b>3,68</b><br><i>±0,39</i> | 1%             | 6%  |
| <b>Andalucía</b><br><i>Andalusia</i>                   | <b>2,91</b><br><i>±0,38</i> | 9%             | 5%  |
| <b>Other regions</b>                                   |                             |                | 15%                                       |
| <b>SPAIN (whole country)</b>                           | <b>3,28</b><br><i>±0,25</i> | -4%            |   |

## Durum wheat

| Region   | Forecast (t/ha)             | Diff 5-yrs avg | Share of national production |
|--|-----------------------------|----------------|------------------------------|
| <b>Andalucía</b><br><i>Andalusia</i>                   | <b>2,85</b><br><i>±0,36</i> | 14%            | 71%                          |
| <b>Aragón</b><br><i>Aragon</i>                         | <b>2,05</b><br><i>±0,31</i> | -16%           | 23%                          |
| <b>Castilla-La Mancha</b><br><i>Castilla–La Mancha</i> | <b>3,04</b><br><i>±0,67</i> | -28%           | 3%                           |
| <b>Castilla y León</b><br><i>Castile and León</i>      | <b>3,65</b><br><i>±0,40</i> | -5%            | 1%                           |
| <b>Other regions</b>                                   |                             |                | 3%                           |
| <b>SPAIN (whole country)</b>                           | <b>2,67</b><br><i>±0,24</i> | -6%            |                              |

<sup>2</sup> 2021-2025 average

## Winter barley

| Region   | Forecast (t/ha)             | Diff 5-yrs avg | Share of national production |
|--|-----------------------------|----------------|------------------------------|
| <b>Castilla y León</b><br><i>Castile and León</i>      | <b>2,98</b><br><i>±0,48</i> | -14%           | 36%                          |
| <b>Castilla-La Mancha</b><br><i>Castilla–La Mancha</i> | <b>2,97</b><br><i>±0,3</i>  | 19%            | 26%                          |
| <b>Aragón</b><br><i>Aragon</i>                         | <b>3,21</b><br><i>±0,26</i> | 13%            | 18%                          |
| <b>Cataluña</b><br><i>Catalonia</i>                    | <b>3,32</b><br><i>±0,35</i> | -5%            | 8%                           |
| <b>Com. Foral de Navarra</b><br><i>Navarre</i>         | <b>2,34</b><br><i>±0,45</i> | 38%            | 4%                           |
| <b>Andalucía</b><br><i>Andalusia</i>                   | <b>2,98</b><br><i>±0,48</i> | -14%           | 3%                           |
| <b>Other regions</b>                                   |                             |                | 6%                           |
| <b>SPAIN (whole country)</b>                           | <b>3,02</b><br><i>±0,24</i> | -6%            |                              |

## 4. Methodology

---

This **bulletin** provides an overview of crop conditions and yield potential for three winter cereals (soft wheat, durum wheat, and barley) in the Mediterranean region for the **2025–2026 season**. It covers the period from **10 March to 10 May 2026**.

This crop monitoring and early warning system has been gradually developed since **2016 by the MED-Amin network<sup>3</sup>, in collaboration with the Agri4cast team of the Food Security at the European Commission's Joint Research Centre (JRC)<sup>4</sup>**. It provides **early qualitative forecasts** based on a GEOGLAM<sup>5</sup>-inspired approach, using a **two-step methodology**: 1) remote sensing and meteorological data analysis; 2) field feedback through a network of national Focal Points. This approach allows the identification **hot-spots** of concerns at the **subnational** level, relying on nomenclature and diagrams similar to those developed by GEOGLAM for AMIS (*Agricultural Market Information System*), and to disseminate corresponding alerts.

For the first time this year, **quantitative yield forecasts** based on *machine learning* techniques are being experimented for several regions in Spain, Greece, and Türkiye. Combining agricultural statistics at the NUTS 2 level over periods ranging from 10 to 25 years with 25 potential yield predictors (meteorological and satellite data, crop model outputs), **three algorithms** are implemented to estimate the potential yields of each crop in each region: PLS (Partial Least Squares Regression), RF (Random Forests), and SVM (Support Vector Machine). The choice of the most relevant estimate is left to the national Focal Points based on field feedback.

The maps presented in Section 3. were created using the boundaries of the **NUTS** (European Commission) and **GAUL 2** (FAO) regions:

- *FAO. 2024. Global Administrative Unit Layers (GAUL). [Accessed on 08 April 2026]. <https://data.apps.fao.org/?lang=en>. Licence: CC-BY-4.0.*<sup>6</sup>
- *European Commission, Eurostat, GISCO. 2024. Nomenclature of Territorial Units for Statistics (NUTS) 2024 - Statistical Units - Data set, <https://gisco-services.ec.europa.eu/distribution/v2/nuts/>, [Accessed on 08 April 2026]. Licence: CC-BY-4.0.*

---

<sup>3</sup> The MED-Amin network, which brings together 13 Mediterranean countries and is coordinated by the CIHEAM (International Centre for Advanced Mediterranean Agronomic Studies), aims to strengthen transparency in agricultural markets and improve food security across the Mediterranean region (<https://www.med-amin.org/en/>)

<sup>4</sup> <http://ec.europa.eu/jrc/en/mars>

<sup>5</sup> <http://cropmonitor.org>

<sup>6</sup> Creative Commons Attribution 4.0 International (CC BY 4.0) licence.

The forecasting methodology is based on the monitoring of crop conditions using remote sensing indicators (e.g. fAPAR or NDVI), carried out jointly by the CIHEAM-IAMM and the Joint Research Centre of the European Commission (EC-JRC). Reflecting out-of-average biomass accumulation vs the medium-term average (2015-2024) allows us detecting areas of concern, which are characterized using a GEOGLAM based scale and nomenclature (see below). These pre-screened areas of concern, defined at a sub-national level, are then analyzed, validated or completed by each national Focal Points of the MED-Amin network, taking into account feedbacks and field observation from local experts.

#### **Crop conditions legend (adapted from GEOGLAM scale and nomenclature)**

- **Exceptional**: Conditions are much better than average at the time of reporting. This label can only be used between the grain-filling stage to the harvest stage. Yields are anticipated to be **more than 10% above average**.

- **Favourable**: Conditions are close to or slightly better than average at the time of reporting. From the grain-filling stage to harvest, it indicates yields anticipated to range **from average to 10% above average**.

- **Watch / Moderate**: Conditions are close to average, but there is a potential risk to final production. From the planting/early vegetative stages to reproductive stages, the “Watch” label indicates that crops may still recover if conditions improve. From the grain-filling stage to harvest, the “Moderate” label indicates that yields are anticipated to be **slightly to moderately below average, down to 10% below average**.

- **Poor**: Conditions are well below average and are very likely to impact production, resulting in a harvest clearly below average. From the grain-filling stages to harvest, yields anticipated **between 10-25% below average**.

- **Crop failure**: Crops have been severely damaged, with low yield and reduced area expected to strongly impact the production. This label is generally used from the grain-filling stages to harvest. Yields are anticipated to be **less than 25% below average**.

#### **Crop conditions Drivers (adapted from GEOGLAM nomenclature)**

- **Wet**: précipitations totales accumulées significativement supérieures à la moyenne.

- **Dry**: sécheresse et/ou période de pluie faible ou inexistante.

- **Hot**: températures inhabituellement supérieures à la moyenne.

- **Cold**: températures inhabituellement inférieures à la moyenne.

- **Extrem events**: survenance d'événements météorologiques extrêmes (tempêtes, gel, grêle, dégâts causés par le froid ou le vent, etc.).

- **Delayed onset** : début de la saison tardif ou retard important des opérations culturales.

- **Biotic stress**: impact sur les cultures causé par des organismes vivants (virus, bactéries, champignons, nématodes, insectes, adventices, etc.).

- **Low input**: utilisation réduite d'intrants (engrais, pesticides) pouvant avoir des répercussions sur les futurs rendements et la qualité des grains.

#### **Disclaimer**

The geographic borders in the present bulletin are purely a graphical representation and are only intended to be indicative. The boundaries do not necessarily reflect the official position of CIHEAM-IAMM and of the European Commission.

Follow the evolution of the harvest forecasting throughout the campaign

## Website



## LinkedIn



## Bulletins



<https://www.med-amin.org/en/>  
[www.linkedin.com/in/med-amin-network](https://www.linkedin.com/in/med-amin-network)  
<https://www.med-amin.org/en/ressources-2/bulletinforecast>

## Copyright

The reuse of this document is authorised under the Creative Commons Attribution 4.0 International (CC BY 4.0) licence (<https://creativecommons.org/licenses/by/4.0/>). This means that reuse is allowed, provided that appropriate credit is given and any changes are indicated.

### Authors

Timothée HERVIAULT (CIHEAM Montpellier)

[contact@med-amin.fr](mailto:contact@med-amin.fr)

Pierre TODOROFF (EC-JRC, Ispra)

[Pierre.TODOROFF@ec.europa.eu](mailto:Pierre.TODOROFF@ec.europa.eu)



**MED-Amin**  
**Coordination**  
CIHEAM Montpellier